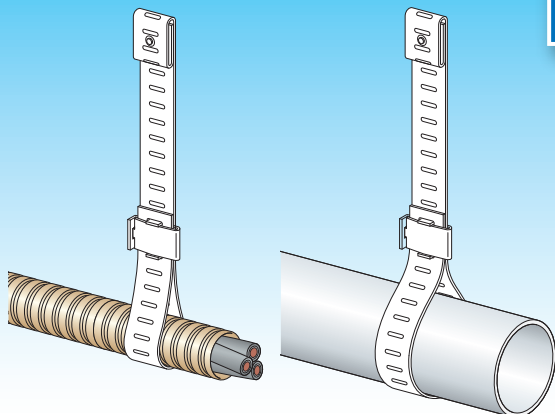


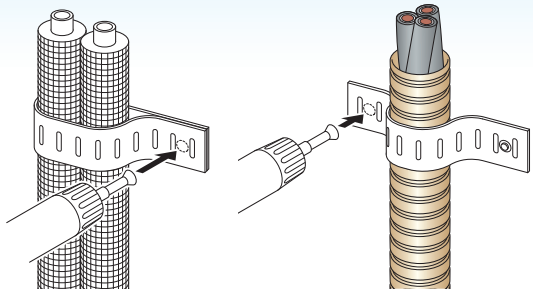
# MULTI METAL BAND

## MMB30/30

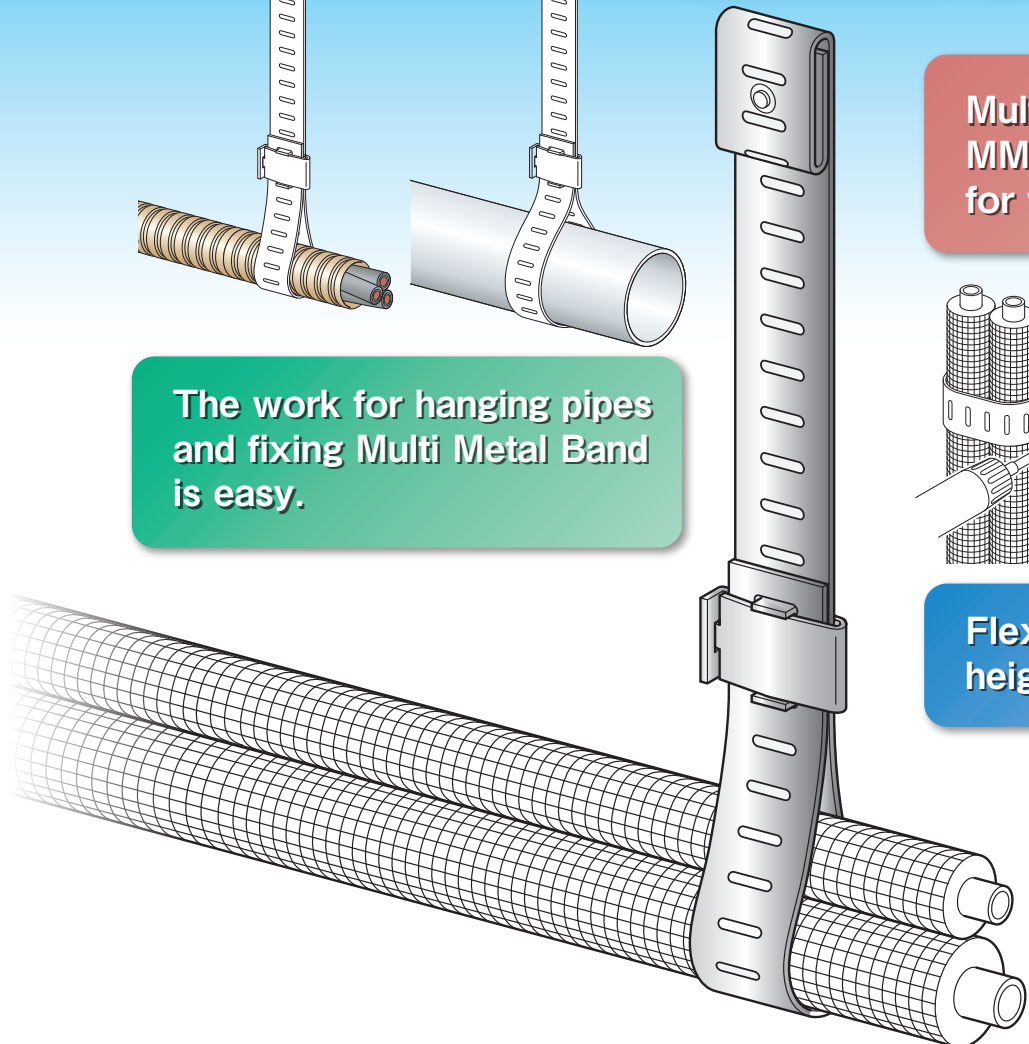


The work for hanging pipes and fixing Multi Metal Band is easy.

Multi Metal Band MMB30/30 can be used for various applications.



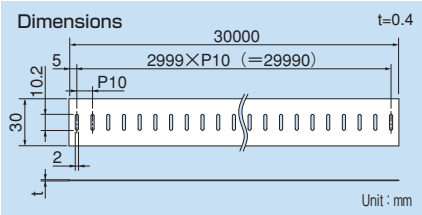

Flexibly adjustable the height of piping.



<https://youtu.be/b5tLQruXb3c>

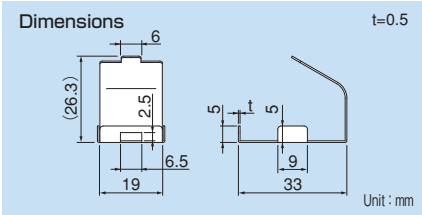
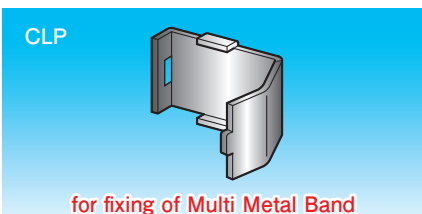
### Specifications

#### Multi Metal Band

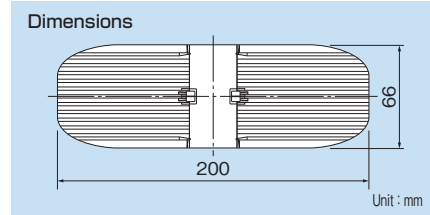



| Part No.        | Material                       | Pcs/Pkg |
|-----------------|--------------------------------|---------|
| <b>MMB30/30</b> | Hot dip galvanized steel sheet | 1       |

#### Optional accessory



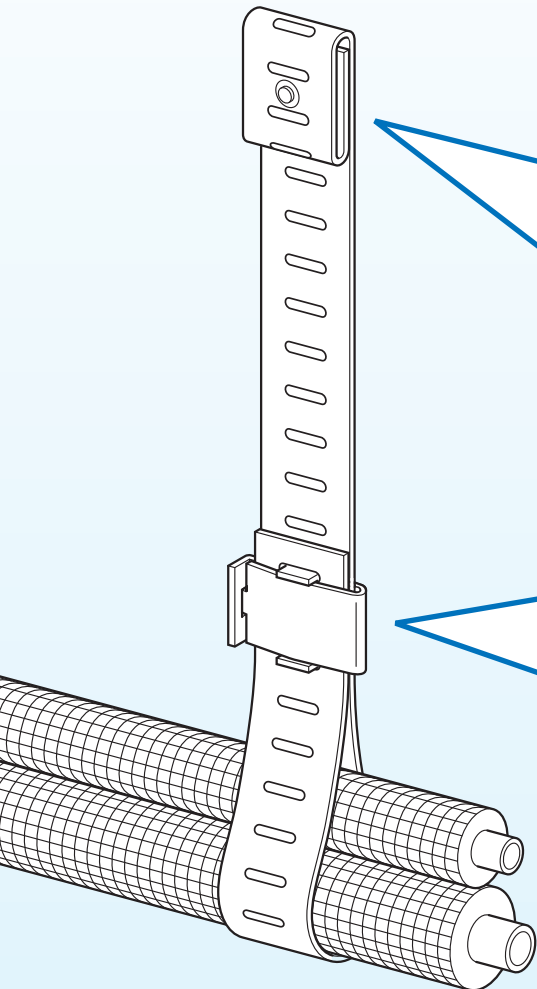
| Part No.   | Material                       | Pcs/Pkg |
|------------|--------------------------------|---------|
| <b>CLP</b> | Hot dip galvanized steel sheet | 500     |



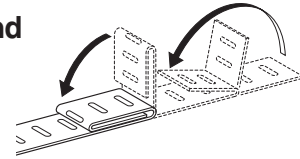
| Part No.     | Material | Pcs/Pkg |
|--------------|----------|---------|
| <b>SR-HG</b> | PP       | 200     |

# MULTI METAL BAND


## Easy installation!



**Bend Multi Metal Band twice to get enough strength at the part for nail.**

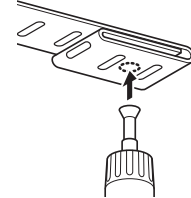


**On the wall**

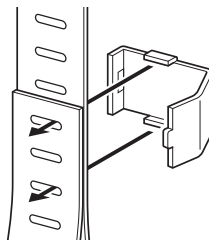


Hit the nail in the center of two holes of Multi Metal Band by gas nail gun.

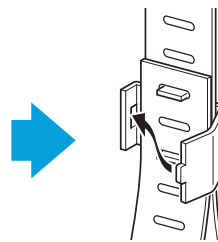
**On the ceiling**



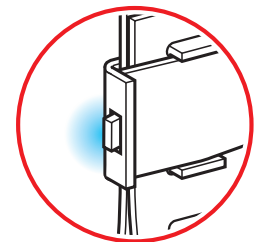
**Fix Multi Metal Band with CLP (CLP : Optional accessory)**



Insert CLP's two hooks into holes of Multi Metal Band.



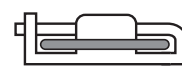
Insert CLP's hook into a hole of CLP.



Make sure whether hook comes out 2mm from the hole.



**Press CLP securely until CLP becomes flat.**



### <Remarks>

- Don't use Multi Metal Band outdoor.
- Make sure to wear the protection glove at working.
- Allowable static load : 100N (10.2kgf)
- Maximum outerdiameter of applicable copper pipe :  $\phi 41.28\text{mm}$  (20mm thickness of thermal insulation) +  $\phi 19.05\text{mm}$  (10mm thickness of thermal insulation)



**WARNING**

- When working at high place, secure stable footing and prepare safety measures.
- This product should be used under the allowable static load.
- In case of electric cables hung together, be careful not to damage the coating of those cables. Otherwise, it may cause electrification.

For any inquiries, please contact;

**INABA DENKI SANGYO CO.,LTD.**  
Inaba Denko Products Overseas Sales Department

4-11-14, ITACHIBORI, NISHI-KU, OSAKA, JAPAN 550-0012  
Tel: +81 (0) 6-4391-1920 Fax: +81 (0) 6-4391-1935  
E-MAIL : inabadenko-overseas@gr-inaba.com <http://www.INABA-DENKO.com/>

Please note that specification of product may change without notice.

CAT NO.201506500k